

AUDITORS' REPORT

We have audited the accompanying financial statements of **INSTITUTE OF ADVANCED RESEARCH**, (the institute) which comprise the Balance Sheet as at 31/03/2025 and Statement of Income and Expenditure for the year then ended, and a summary of the significant accounting policies and other explanatory information.

We conducted our audit in accordance with the Standards on Auditing (SAs) specified by the Institute of Chartered Accountants of India. Our responsibilities under those Standards are further described in the Auditor's Responsibilities for the Audit of the Financial Statements section of our report. We are independent of the institute in accordance with the Code of Ethics issued by the Institute of Chartered Accountants of India together with the ethical requirements that are relevant to our audit of the financial statements, and we have fulfilled our other ethical responsibilities in accordance with these requirements and the Code of Ethics. We believe that the audit evidence we have obtained is sufficient and appropriate to provide a basis for our opinion.

In our opinion and to the best of our information and according to the explanations given to us, the aforesaid financial statements give the information required by the Act in the manner so required and

- (a) give a true and fair view in conformity with the accounting principles generally accepted in India, of the state of affairs of the Company as at **31/03/2025**, and
- (b) its surplus or deficit for the year ended on that date.

Date: 05/08/2025
Place: Gandhinagar
UDIN: 25109983BMFXZC5302

For G J K & Associates
Chartered Accountants

Jayesh J. Patel
Partner
M.No:109983



INSTITUTE OF ADVANCED RESEARCH

Koba Institutional Area, Koba, Gandhinagar-382007


INCOME AND EXPENDITURE ACCOUNT FOR THE YEAR ENDED ON 31ST MARCH, 2025


Particular	Schedule	Amount in INR	
		FY-2024-25	FY-2023-24
INCOME			
Fees and Other Income	11	18,07,94,447	10,28,59,523
Other Educational Income	12	73,25,095	76,99,947
Interest Income	13	5,92,138	1,36,241
Other Income	14	83,654	96,505
TOTAL (A)		18,87,95,334	11,07,92,215
EXPENDITURE			
Administrative Expenses	15	6,21,98,199	5,68,55,659
Establishment Expenses	16	8,45,28,439	7,76,63,399
Expenditure on Education Programme	17	1,70,58,366	1,50,54,927
Expenditure on project programme	18	36,86,220	45,71,077
Depreciation	4	60,45,793	59,27,115
TOTAL (B)		17,35,17,017	16,00,72,178
Excess of Income over Expenditure (A-B)		1,52,78,317	-4,92,79,963

Schedules and Notes to the Accounts attached herewith form part of accounts. Subject to our report of evendate attached herewith

For Institute of Advanced Research

For G J K & Associates
Chartered Accountants


Pro VC & Director
Brig, P C Vyas
Date: 05/08/2025
Place: Gandhinagar


Executive Registrar (Finance, Legal & Infra)
Dr Manoj P Patel

SD/- 
Jayesh J. Patel
Partner
M.No:109983
UDIN:25109983BMFXZC5302



INSTITUTE OF ADVANCED RESEARCH

Koba Institutional Area, Koba, Gandhinagar-382007


BALANCE SHEET AS AT 31ST MARCH, 2025

Amount in INR


Particular	Schedule	FY-2024-25	FY-2023-24
FUNDS AND LIABILITIES			
University Fund			
Endowment Fund	1	1,33,29,983	1,33,29,983
University Fund- General	2	30,41,73,000	28,51,73,000
Current Liabilities and Provisions			
Current Liabilities	3	13,59,24,460	103196659
TOTAL		45,34,27,443	401699642
ASSETS			
Fixed Assets			
Opening Gross Block	4	2,86,31,266	27022391
Less:- Depreciation		60,45,793	5927115
Added Fixed Assets		59,22,664	7535992
TOTAL ASSETS		2,85,08,137	28631268
Current Assets, Loan and Advances			
Deposit Assets	5	1,73,000	173000
Loan & Advance (Assets)	6	3,53,362	32228
Sundry Debtors	7	78,95,048	17201070
Cash-In-Hand		7,61,804	309538
Bank Accounts	8	97,80,801	3345879
Advance Against work		0	0
Other Current Assets(Tds & Tcs Receivable)		6,56,064	115587
Investment of Funds(Fixed Deposit)	9	6,91,86,472	500000
Excess Of Expenditure over income	10	33,61,12,755	351391072
TOTAL		45,34,27,443	401699642

Schedules and Notes to the Accounts attached herewith form part of accounts. Subject to our report of even date attached herewith


For Institute of Advanced Research


Pro VC & Director
Brig, P C Vyas


Date: 05/08/2025
Place: Gandhinagar


Executive Registrar (Finance, Legal & Infra)
Dr Manoj P Patel

For G J K & Associates
Chartered Accountants

SD/ 
Jayesh J. Patel
Partner

M.No:109983
UDIN:25109983BMFXZC5302



INSTITUTE OF ADVANCED RESEARCH 2024-25

SCHEDULE:- 1 ENDOWMENT FUND

Sr no	Particular	Op. Balance	Add	Less	Cl. Balance
1	University Corpus Grant	1,07,31,983	0	0	1,07,31,983
2	Research Grant- Non Recurring	25,98,000	0	0	25,98,000
	Total	1,33,29,983	0	0	1,33,29,983

SCHEDULE:- 2 UNIVERSITY FUND GENERAL


Sr no	Particular	Op. Balance	Add	Less	Cl. Balance
1	Grant By Puri Foundation	28,51,73,000	1,90,00,000	0	30,41,73,000
	Total	28,51,73,000	1,90,00,000	0	30,41,73,000

SCHEDULE:- 3 Sundry Creditors


Sr no	Particular	Op. Balance	Add	Less	Cl. Balance
1	Employer's PF Payable	133432	1681828	1696578	148182
2	TDS On Contractors	76183	584125	630928	122986
3	TDS On Professional	14930	107027	121328	29231
4	TDS on Rent	8000	87840	88480	8640
5	TDS on Salary	397550	3586296	3773071	584325
6	Aashi Publicity			24379	24379
7	ABLink Corporation		14608	14608	
8	ADASTRA IP PVT LTD	2620	2620		
9	Adinson Energy LLP		120171	205211	85040
10	Aditi Sales & Services		40758	40758	
11	Advai Print Pack			17217	17217
12	AK Security & Manpower Services	300442	4114765	4215224	400901
13	Akshar Traders	0	306440	306440	0
14	AKSHAT POWER SYSTEM	6144	11264	5120	
15	Allianz Bioinnovation		15528	15528	
16	ANAND FARM AND NURSERY		77900	77900	
17	APEX INNOVATIONS PVT LTD	32019	32019		
18	ARIHANT BUSINESS LINK	41500	41500		
19	ARWA STATIONERY MART		571901	591992	20091
20	Ashapura Services		17056	17056	
21	Associated Broadcasting Co P Ltd		247800	562600	314800
22	Atlas Books & Periodicals		85218	86894	1676
23	Atlas Softweb Pvt Ltd		461764	493565	31801
24	BHAGYALAXMI CATERERS	754771	3433160	2678389	
25	BIOGENUIX MEDSYSTEMS PVT LTD		10981	10981	
26	Bird Inc		116230	138414	22184
27	Biz Print Media Technologies Pvt Ltd		103000	103000	
28	BMS Books & Periodicals		8717	8717	
29	BOOKS INDIA		25555	25555	
30	Chamunda Air Conditioner		13300	13300	
31	COLLEGE DUNIA PVT LTD		920240	920240	
32	Creative Design Lab		41451	41451	
33	Creative Service		48,282	48,282	
34	Crosstrip Pvt Ltd		35,408	35,408	
35	CVG Techno Craft India		5,369	5,369	
36	Daikin Air Conditioning India Pvt Ltd		4,72,818	4,72,818	




37	Darsh Biotech Pvt Ltd		1,500	1,500	
38	Das Instruments & Solutions		97,810	97,810	
39	Database Global		7,520	7,520	
40	DB Corp Ltd		2,12,500	2,12,500	
41	DelNet		2,14,070	2,14,070	
42	Dev Advertisement	8,411	8,411		
43	Dev Industries		1,19,250	1,19,250	
44	Dhara Infotech		1,40,184	1,40,184	
45	DHR HOLDING INDIA PVT LTD		40,078	40,078	
46	Disha Advertising		4,81,140	4,81,140	
47	DP ANALYTICS		1,24,195	1,24,195	
48	DRAVIN ENTERPRISE	10,195	10,195		
49	Eart Development Foundation		5,560	5,560	
50	E-COLI WASTE MANAGEMENT PVT LTD	10,408	1,25,474	1,15,066	
51	Emerging Gujarat		1,35,700	1,35,700	
52	Eurofine Genomics India Pvt Ltd		1,40,420	1,40,420	
53	Federation of Indian Chambers of Commerce & Industries		18,000	2,12,700	1,94,700
54	GAJJAR STEEL FURNITURE		89,695	98,095	8,400
55	Genetix Biotech Asia Pvt Ltd	14,799	40,792	25,993	
56	Gift City Club		1,32,407	2,87,829	1,55,422
57	GLOBAL BIOTECH & CONSULTANCY	78,024	3,91,397	3,13,373	
58	GNWebsoft Pvt Ltd		11,55,591	11,55,591	
59	Golden Techno Trade		19,856	19,856	
60	Grand Marcure Hotel		41,730	41,730	
61	Green Mentoring & Solutions Pvt Ltd		63,720	63,720	
62	Greenpedia Bike Share Pvt Ltd (MYBYK)		1,06,594	1,06,594	
63	GTPL BROADBAND PVT LTD		2,02,371	2,02,371	
64	Gujarat Biotechnology Research Centre		12,500	12,500	
65	Gujarat Energy Research & Management Institute		69,620	69,620	
66	GULAMNABI LALKHAN MANSURI	60,784	10,94,883	10,70,066	35,967
67	Gurukrupa Construction	1,26,106	1,26,106		
68	Gurukrupa Pest Management Service	5,400	72,140	66,740	
69	HARI OM MANDAP DECORATORS	9,300	1,16,300	1,07,000	
70	Himanshu Books Co		64,722	64,722	
71	IBM India Pvt Ltd		16,14,720	16,14,720	
72	ICICI Lombard GIC Ltd		6,46,077	6,49,001	2,924
73	IIT Gandhinagar IR A/C		11,800	11,800	
74	Indo Sign & Display		33,630	33,630	
75	Ishan Services	21,150	1,05,264	84,114	
76	Jay Ambe Electricals		29,145	29,145	
77	Jayesh & Co.		90,900	90,900	
78	Jay Gurudev Furniture		2,54,989	2,54,989	
79	Jay Khodiyar Light Decoration		1,74,980	1,74,980	
80	Jay Visat Trading Co		97,279	97,279	
81	Jio Enterprise Ltd	2,349	24,697	19,368	-2,980
82	JK Vision Media Pvt Ltd		11,400	11,400	
83	JSR Earthing Solution		54,200	54,200	
84	KABABHAI HIRABHAI PALAS		3,63,399	3,63,399	
85	KALP SYSTEMS		7,42,574	7,42,574	
86	Karmyog Developers	1,61,253	18,13,898	18,04,046	1,51,401
87	Kavy Out Door	2,900	2,900		
88	Kirloskar Oil Engines Ltd		31,152	31,152	
89	Krishna Army & General Store		1,17,765	1,17,765	
90	Krishna Graphics		13,983	13,983	
91	KUSHAL BOOKS		2,30,416	2,30,416	
92	K&Z Facilities Management Pvt Ltd	3,77,841	57,55,042	58,31,179	4,53,978



93	Lipi Graphics		6,460	6,460	
94	Lok Prakashan Ltd		37,785	37,785	
95	Mads Medianet LLP		2,77,060	2,77,060	
96	Mahavir Enterprises	10,415	2,88,934	2,78,519	
97	Mami Tradewings		2,124	2,124	
98	Manoram Hospitalities Services		52,410	52,410	
99	Maruti Ceramic		14,570	14,570	
100	Maruti Shuttle Industries		16,473	16,473	
101	Matrix Communication		41,961	41,961	
102	Matrix Trade Link Pvt Ltd		18,460	18,460	
103	Maulik G Makwana		14,73,120	14,73,120	
104	Microlink Solution Pvt Ltd		9,145	9,145	
105	Mobile Robotics		74,837	74,837	
106	Modi Enterprises		7,056	7,056	
107	MOHANI CATERERS		53,57,913	64,02,065	10,44,152
108	Mohra		2,57,796	2,57,796	
109	MS Makwana		10,500	10,500	
110	NATIONAL STEEL INDUSTRIES		14,160	14,160	
111	NAVKAR TRADING CO.	3,623	41,088	38,940	1,475
112	NICEWOOD FURNITURE LLP		4,12,512	8,43,901	4,31,389
113	Nidhi Graphics		260	260	
114	Niramay Clinic	1,34,370	6,99,145	6,14,731	49,956
115	Niyati Acrylics		23,010	37,119	14,109
116	NP EVENTS		12,55,281	16,96,920	4,41,639
117	OM Enterprises		19,200	19,200	
118	OM EXPRESS		9,794	9,794	
120	OMNI INSTRUMENT SERVICES	14,632	1,770	16,402	
121	Otis Elevator Co India Ltd			76,734	76,734
122	Padmashri	10,738	18,467	7,729	
123	Parshvi Media		37,125	37,125	
124	Patel Cleaners		33,400	33,400	
125	Patnagar Network		1,29,937	1,29,937	
126	Pentavice Solution		26,95,320	26,95,320	
127	People Collage		1,95,249	1,95,249	
128	Perfect Sign	3,771	4,13,885	4,25,732	15,618
129	Pinnacleworks Infotech Pvt Ltd		1,76,900	1,76,900	
130	Posh Events		10,93,753	10,93,753	
131	Prajakta Enterprises			82,600	82,600
132	Pramukh Plastics		10,060	10,060	
133	Prashant Books Agency		4,68,062	4,68,062	
134	PRINCE GASOLINE	23,400	2,36,398	2,12,998	
135	Quick Power Solution		6,200	6,200	
136	Radhe Water Suppliers		12,500	12,500	
137	Radical Enterprise	41,687	13,47,713	14,62,527	1,56,501
138	Raja Photography		76,230	76,230	
139	Raj Enterprise		3,53,760	3,53,760	
140	RAKESH CHEMICALS (CHHATRAL)	1,817	1,817		
141	Ram Techno Fire Services		35,595	35,595	
142	RapidRadio Solution Pvt Ltd		50,445	50,445	
143	Rashi Corporation		9,19,067	9,19,067	
144	Ratna Raj Impex		1,89,100	1,89,100	
145	Reliance Jio Infocomm Ltd		11,52,714	11,52,714	
146	Research & Experiment Facilitator		76,859	85,671	8,812
147	Roshan Baig		71,280	71,280	
148	Rubizon Pvt Ltd		15,680	15,680	
149	Rudram Softech Pvt Ltd	53,061	12,25,083	12,68,921	96,899



150	SAHAJANAND TRADERS	1,667	1,667		
151	Saksham Technologies Pvt Ltd		35,400	35,400	
152	Sanket Engineering		3,05,918	3,05,918	
153	Shagun Petroleum		3,01,255	3,35,654	34,399
154	Shivam Decorators		9,73,804	9,73,804	
155	Shivam Enterprise	15,487	84,872	69,385	
156	Shree Asha Decorators	1,20,000	1,20,000		
157	Shreeji Decorators		14,65,868	14,65,868	
158	Shreeji Hardware Plywood Pipe		91,781	91,781	
159	SHREEJI INFOTECH		54,045	54,045	
160	Shree Krishna Induscosmo Industries Pvt Ltd		8,437	8,437	
161	Shree Siddhivinayak Enterprise		6,02,036	6,02,036	
162	Shri Traders		4,012	4,012	
163	SHRUSHTI MARKETING		4,54,187	4,54,187	
164	Shubhalaxmi Mundap Corp		5,89,985	5,89,985	
165	Shweta Trading Co		40,000	40,000	
166	Sigma Enterprises		67,317	67,317	
167	Sikotar Info Solutions	1,416	22,753	21,337	
168	Simulanis Solution Pvt Ltd		1,82,900	1,82,900	
169	SKILLTECH OFFICE AUTOMATION		38,634	38,634	
170	Smruti Award & Article	28,580	1,43,820	1,15,240	
171	Spark India Solution		1,05,009	1,05,009	
172	Spicy Dine Inn	1,78,840	1,78,840		
173	Spincotech Pvt LTD		1,92,511	1,92,511	
174	S S CARE & SERVICES		1,87,620	1,87,620	
175	SUKRUT LIFE SCIENCE		40,559	40,559	
176	Sukshma Lifescience Tech		64,900	64,900	
177	Suman Books Store		2,16,310	2,16,310	
178	Sunwatt Enterprises		1,36,290	1,36,290	
179	Surekh Educational	19,674	1,76,167	1,90,339	33,846
180	Surti Pest Control Service		2,124	2,124	
181	Surya Offset & Security Printers		20,154	60,462	40,308
182	SYSTEL TECHNOLOGIES		22,892	22,892	
183	Tata Teleservices Ltd	12,390	1,48,680	1,48,680	12,390
184	TechPulse Enterprises			82,600	82,600
185	The Books Shop		5,20,185	5,83,051	62,866
186	The Southern Gujarat Chamber of Commerce & Industry		63,189	63,189	
187	THE UMMED AHMEDABAD		15,779	15,779	
188	Twinsag Enterprise Llp			5,35,410	5,35,410
189	Twinsag Enterprises		14,080	14,080	
190	Twinsag Infratech		1,04,430	1,04,430	
191	Umiya Offset		3,45,558	3,45,558	
192	UTHIK FASHION		1,08,677	1,08,677	
193	Vardham Envirotech		1,00,359	1,00,359	
194	Varshman Envirotech		37,170		-37,170
195	Vedant Trading Co		1,31,895	1,31,895	
196	Vikram Sarabhai Community Science Center		82,600	82,600	
197	Vipul Digital Studio		14,130	14,130	
198	Vipul D Panchal		27,000	27,000	
199	Viscon Automation		23,152	23,152	
200	Vishwa Gift Studio		1,92,750	1,92,750	
201	V Tech Engineers			23,010	23,010
202	Workstuff Solutions Pvt Ltd		9,990	9,990	
203	Yash Marketing		1,61,365	1,61,365	
204	Yes Marketing		69,700	69,700	
205	YOGI EDUTRANSIT PVT LTD		70,439	99,589	29,150



206	ZEELON POWER PRODUCTS			54,367	54,367	
207	Zenith Subscription Services Pvt Ltd			88,582	88,582	
208	Zollege Internet Pvt Ltd			57,820	57,820	
209	ALUMNI	6,34,900	4,000		74,000	7,04,900
210	Deposit Lib.	51,53,700	7,49,500		69,52,000	1,13,56,200
211	Puri Foundation for Education In India	9,36,69,530	11,17,410		2,49,45,296	11,74,97,416
212	Salary Payable			7,38,06,860	7,38,06,860	
213	HDFC Credit Card 0295	67	44,860		45,051	257
214	Professional Tax	20,800	2,79,400		2,83,000	24,400
215	Provident Fund - Employee Contribution	2,69,083	32,51,968		32,59,714	2,76,829
216	Security Deposit (Liability)	1,16,500	1,00,000			16,500
	Security Deposit (Liability)	10,31,96,659	12,86,57,903	16,13,71,107	13,59,24,460	

SCHEDULE:- 4 FIXED ASSETS

Sr no	Particular	Op. Balance	Add	Less	Dep.	Clo. Balance
1	Air Conditioner	4,17,408.00	3,05,918		85,556	6,37,770
2	Bamboo Hut Project 2018	19,000.00				19,000
3	Barcode Machine	855.00			129	726
4	Books	5,40,038.00	17,13,439		7,59,399	14,94,078
5	Camera & Tripod	7,479.00			1,122	6,357
6	CCTV CAMERA - Surveillance Equipmen	4,22,324.00	1,29,217		82,286	4,69,255
7	Computer	15,59,552.00	6,94,284		7,73,518	14,80,318
8	Computer Server	331.00			133	198
9	Covied-19 Equipment	3,49,621.00			52,444	2,97,177
10	Electric Equipments	11,69,546.00			1,75,432	9,94,114
11	Finger Print Machine	8,891.00			1,334	7,557
	Fire Extingisher	0.00	47,611		2,381	45,230
12	Housekeeping Equipment	1,21,538.00			18,231	1,03,307
13	Furniture	1,01,41,876.00	9,45,969		10,81,084	1,00,06,761
14	Honda City Car	5,14,434.00			77,165	4,37,269
15	Journal Subscription	3,57,623.00	2,97,799		2,62,169	3,93,253
16	Lab Equipment	73,51,484.00	9,51,391		11,74,076	71,28,799
17	Lab Infrastructures	3,30,014.00			33,002	2,97,012
18	Maruti Suzuki Dzire VDI Car	3,82,036.00			57,306	3,24,730
19	Mobile Phone	74,994.00			11,612	63,382
20	Panel	9,48,164.00			1,42,225	8,05,939
21	Photocopy Machine	40,517.00			6,078	34,439
22	Printer and Scanner	96,355.00	1,61,365		85,583	1,72,137
23	Projector	1,79,174.00			33,441	1,45,733
24	Refrigerator	43,816.00			6,573	37,243
25	R.O.	83,371.00	16,000		13,706	85,665
26	Software	21,59,938.46	50,445		8,74,066	13,36,317
27	Software Erp	751.00			301	450
28	Student Gym	4,12,594.00			41,260	3,71,334
29	Telephone SD Card	12,264.00			9,984	2,280
30	Telephone & Equipments	24,960.00	4,838		1,840	27,958
31	Television	12,401.00	4,28,480		36,397	4,04,484
32	Tubewell	5,43,105.00			81,466	4,61,639
33	UPS	9,350.00			4,839	4,511
34	UPS Battery	32,258.00			1,403	30,855
35	Water Cooler	2,48,981.00	1,66,650		54,729	3,60,902
36	Water Dispensor	14,223.00	9,258		3,523	19,958
	Total	2,86,31,266.46	59,22,664	0	60,45,793	2,85,08,137



SCHEDULE:- 5 Deposit Assets

Sr no	Particular	Op. Balance	Add	Less	Cl. Balance
1	House Rent Deposit	1,60,000			1,60,000
2	Madhuraj Industrial Gases	6,000			6,000
3	Other Deposit	7,000			7,000
	Total	1,73,000	0	0	1,73,000

SCHEDULE:- 6 Loan and Advance Assets

Sr no	Particular	Op. Balance	Debit	Credit	Cl. Balance
1	Advances - Asset	11,728	9,82,749	6,86,615	3,07,862
2	Loans - Asset	20,500	1,40,000	1,47,000	13,500
3	ADV to Ila Solanki	0	77,000	45,000	32,000
	Total	32,228	11,99,749	8,78,615	3,53,362

SCHEDULE:- 7 Sundry Debtors

Sr no	Particular	Op. Balance	Debit	Credit	Cl. Balance
1	Free Ship Card Fees Receiveable	2102210	2734606	2317538	2519278
2	Indian Institute of Advance Research (IIAR) 0024	9187278.04	11453634	15297742	5343170.04
3	Indian Institute of Advance Research (IIAR) 22156	5911582	6007957	11885939	33600
4	life science sec new delhi	0	58,95,460	58,96,460	-1000
	Total	1,72,01,070	2,60,91,657	3,53,97,679	78,95,048

SCHEDULE:- 8 Bank Accounts

Sr no	Particular	Op. Balance	Debit	Credit	Cl. Balance
1	BOI Registrar A/C 22154	11,04,420	7,60,14,685	7,07,74,128	63,44,978
2	BOI Uni. Salary A/C 22155	7,798			7,798
4	HDFC Current A/C 557142	11,92,176	25,78,97,191	25,62,09,029	28,80,338
4	ICICI 1554	10,000	342		10,342
5	ICICI 1545 SSIP	10,31,485	5,05,860	10,00,000	5,37,345
	Total	33,45,879	33,44,18,078	32,79,83,156	97,80,801

SCHEDULE:- 9 Investment

Sr no	Particular	Op. Balance	Debit	Credit	Cl. Balance
1	FD 50300430481415	5,00,000	0	0	5,00,000
2	FD 50301132192796	0	65,00,000	0	65,00,000
3	FD 50301132192862	0	1,00,00,000	0	1,00,00,000
4	FD 50301132192948	0	1,00,00,000	0	1,00,00,000
5	FD 50301132193059	0	2,19,36,381	0	2,19,36,381
6	FD 50301132193187	0	2,02,50,091	0	2,02,50,091
	Total	5,00,000	6,86,86,472	0	6,91,86,472



SCHEDULE:- 10 Excess of Expenditure over


Sr no	Particular	Op. Balance	Debit	Credit	Cl. Balance
	Excess of Income over Expendituer	35,13,91,072	0	1,52,78,317	33,61,12,755
	Total	35,13,91,072	0	1,52,78,317	33,61,12,755

SCHEDULE:- 11 Fees and Other Income

Sr no	Particular	2024-25	2023-24
1	Application Fee	12,77,600	8,62,000
2	BBA Course income	1,57,71,950	77,40,695
3	BCA Course fees income	84,07,000	47,12,500
4	B.COM Course income		
5	B.SC Course income	2,64,49,485	1,39,11,001
6	B.Tech Course income	6,68,06,775	3,47,78,774
7	Exam Fees	97,80,000	35,27,200
8	Hostel income	1,10,30,843	92,64,756
	LSSSDC	49,28,091	
9	MBA Course income	60,06,000	24,64,750
10	Msc Course Fee	1,46,65,480	1,48,11,970
11	Other Fees	7,02,949	2,57,963
12	PGD Semester Fees		
13	P.Hd Course income	39,51,900	32,17,840
14	Registration Fee	93,13,000	40,44,050
15	Donation Income		70,000
16	Convocation 2021		3,000
17	Convocation 2022	3,000	10,500
18	Convocation 2023	10,000	1,900
19	Convocation 2024	-26,18,067	-1,27,735
20	Late Fee - Hostel		
21	Late Fee - Semester	6,74,201	4,35,410
22	Migration Application Fee	6,800	9,000
23	Other Fees income	3,22,884	2,87,088
24	Re-Checking Exam Fees	5,21,450	1,55,850
25	Re Registraion Fees	37,500	3,78,350
26	Registration Fees		23,100
27	University Function Income	1,000	96,500
28	University Programme Fees		
29	University Event Sponsorship		60,000
30	Freeship Card fees income	27,34,606	18,38,060
31	Sales Income		
32	Misc Income	10,000	25,000
	Total	180794447.39	102859522.70

SCHEDULE:- 12 Education Income Other Income

Sr no	Particular	2023-24	2023-24
1	Grant for Research Staff Salary	25,42,621	49,30,101
2	Grant Income - Recurring	39,92,922	20,94,566
3	Registraion for Special Coureses		
4	Overhead From Grant (Income)	7,89,552	6,75,280
	Total	73,25,095	76,99,947



(Handwritten signature)

SCHEDULE:- 13 Interest Income

Sr no	Particular	2024-25	2023-24
1	Interest from BOI 22154	4,80,345	1,01,533
2	Interest from BOI 22155	0	53
3	ICICI 1545 SSIP	5,860	23,485
4	icici 1001554	342	
5	HDFC 557142	1,05,591	
6	Interest on IT Refund	0	11,170
	Total	5,92,138	1,36,241

SCHEDULE:- 14 Other Income

Sr no	Particular	2024-25	2023-24
1	Other income	58,154	28,905
2	Tender Fees income	25,500	67,600
	Total	83,654	96,505

SCHEDULE:- 15 Administrative Expenses

Sr no	Particular	2024-25	2023-24
1	Admin. Expenses	1,71,46,142	1,63,47,745
2	Accident Policy		
3	Electricity Expenses	41,10,349	34,51,428
4	Misc Exp	10,472	770
5	Office Expenses	35,76,565	12,75,330
	Professional Exp	4,18,743	
6	Reimbursement of Depreciation	2,40,38,869	2,50,09,447
7	Repair & Maintenance	1,04,44,702	82,28,907
8	Telephone, Internet & Website Expenses	17,39,215	14,68,619
9	Travelling Expenses	6,01,632	10,73,413
10	Consultancy Fees Expenses	1,11,510	
	Total	6,21,98,199	5,68,55,659

SCHEDULE:- 16 Establishment Expenses

Sr no	Particular	2024-25	2023-24
1	Salary From Grant	34,23,495	49,68,989
2	Salary & Wages	8,10,66,388	7,23,11,928
3	EPF Charges		
4	Human Resource	38,556	3,82,482
	Total	8,45,28,439	7,76,63,399

SCHEDULE:-17 Expenditure On Education Programme

Sr no	Particular	2024-25	2023-24
1	Conference & Meeting	20,19,879	10,16,338
2	Education Expenditure	21,85,775	6,75,453
3	Research Expenses	29,19,409	17,56,729



(Handwritten signature)

4	Industrial Relation & Visit	1,09,183	81,732
5	NSS Exp	12,805	21,255
6	Research Expenses from ext grant	7,96,288	9,91,815
7	Academic Safety (Labs)	83,285	
8	Semester Fees Exp fr TFWS		
9	Adv. & Marketing Expenses	89,31,741	1,05,11,605
	Total	1,70,58,366	1,50,54,927

SCHEDULE:-18 Expenditure On Project Programme

Sr no	Particular	2024-25	2023-24
1	University Function Expense	36,86,220	45,71,077
	Total	36,86,220	45,71,077

